



Your Complete Piping Solutions

PVC-U

Rainwater Drainage System





Cew Sin Plastic Pipe (243310-M) was founded in 1992 and is a renowned plastic pipe manufacturer in Malaysia that specializes in Unplasticized Polyvinyl Chloride (PVC-U) Pipes and Fittings, Polypropylene Random (PP-R) Pipes and Fittings and High-Density Polyethylene (HDPE) Pipes. Cew Sin (CS) uses primarily PVC-U, PP-R and HDPE raw materials to manufacture high-quality, safe and reliable plastic pipes and fittings for a wide range of applications, including water supply, drainage, sewage, cable and wire conduits for a wide spectrum of industries such as construction, infrastructure, utility, agriculture and many more. It is our cutting-edge technology and proven track record of quality excellence that has made us a respected leader in the market.

CS is also committed to providing green solutions for our customers. We offer environmentally friendly, lead-free options for our pipes and fittings. Our products also comply with various national and international professional certifications as part of our pursuit of quality excellence. At the same time, we invest heavily in Research and Development because we believe in continuously upgrading the quality of our products, as befitting our status as a market leader in Malaysia.

We owe our achievements in the plastic pipe manufacturing industry to sound management, professional production, continuous upgrades and efficient services. Our endeavours over the years have made us a well-trusted brand in both the domestic and international market.

We are ISO 9001:2015 Quality Management System certified, while stringent measures are adopted to ensure a high product quality that meets our local and export customers' needs. Our products are also endorsed by SIRIM QAS (Standard of Industrial and Research Institute in Malaysia) and TÜV SÜD certified according to local and international standards.

Apart from international certification, our pipes and fittings meet the requirements of the Malaysian National Water Authority (Suruhanjaya Perkhidmatan Air Negara or SPAN), Jabatan Air Negeri Sabah, and the State Water Authority of Sarawak.

COMPANY BACKGROUND

2

Company Background

4

Vision, Mission and Quality Policy

6

Introduction and Product Code

8

**PVC-U Rainwater Down Pipes
Product Feature and Information**

10

**PVC-U Rainwater & SWV Fittings
Product Size and Dimension**

23

**PVC-U Rainwater Drainage
Assembly System**

25

Installation Guide

27

Other Catalogues

**THE
NEW
TITAN
CON**



OUR COMMITMENTS AND SERVICES

VISION


To become the leading manufacturer and distributor of complete PVC-U, PP-R and HDPE pipping systems in the region.

MISSION

To ensure total customer satisfaction through continuously improving our products, resources, facilities and services.

QUALITY POLICIES

- ◆ Customer satisfaction is our top priority
- ◆ Strive to be the best in the industry
- ◆ People competency is the key driver
- ◆ Plan for and commit to continuous improvement



STATE-OF-THE-ART LABORATORY

CS strongly believes in the importance of high-quality, durable, safe and reliable products. We have a comprehensive range of equipment in our laboratory where all products are rigorously tested in compliance with local and international standards. Fine raw materials and compounds are assessed in terms of temperature, pressure and energy input, while pipe samples are put under stringent impact and tensile strength inspections. Our dedicated Research and Development team is also always working on developing new ways to upgrade the quality of our pipes and fittings as according to industry standards.

OFFICIAL CERTIFICATIONS

CS's wide range of products adheres to ISO 9001 certification, as well as both local and international standards, including but not limited to:

- ◆ SIRIM (Standard and Industrial Research Institute of Malaysia)
- ◆ TÜV SÜD Malaysia



PVC-U PIPES: RAINWATER AND SOIL, WASTE, VENT PIPES AND FITTINGS

This range of PVC-U pipes is recommended for its strong endurance to weathering effects and high resistance to corrosion. All pipes in this range are rigorously tested to adhere to local and international standards for soil, ventilation and waste discharge inside buildings, in the ground and within the building structure. All pipes are manufactured from high-quality PVC-U resin and compounds for a reliable, safe, durable and superior product.

Features:

- ◆ Recommended for internal plumbing and construction projects
- ◆ Superior resistance to chemical corrosion ensures long lifespan
- ◆ Low maintenance due to high abrasion resistance
- ◆ Strong endurance to weathering effects
- ◆ Rigorously tested according to local and international standards
- ◆ Appropriate for use inside buildings, in the ground and within the building structure
- ◆ Durable, reliable and safe
- ◆ Only available in white colour

CS Pipe Marking



- | | |
|----------------------------------------------------------------------------------------------------|-------------------------------------------------------------|
| ① SIRIM Logo  | ⑨ Production code (yy-year/ww-weeks/x-day of weeks/e-shift) |
| ② CEW SIN Logo  | ⑩ Counter Batch |
| ③ Material | ⑪ Machine no. |
| ④ Application | ⑫ Manufacture Code |
| ⑤ Certification Body | ⑬ Sirim License Number |
| ⑥ Standard References and Conformance | ⑭ LEAD-FREE Formulation |
| ⑦ Nominal Size & Wall Thickness | ⑮ Rainwater Drainage System |
| ⑧ Time and Minutes | |

PRODUCT CODE

PVC-U PIPE NEW CODE

PS-RWHD-160-5.8-WT

GROUP+
SERIES

PRODUCT &
CLASS

DIAMETER
SIZES

LENGTH

COLOUR

PVC-U FITTINGS NEW CODE

F-SB-160-WT

GROUP+
SERIES

PRODUCT

DIAMETER
SIZES

COLOUR

GROUP

P	PIPE
F	FITTINGS
O	OTHERS

SERIES

S	SIRIM
C	CUSTOM MADE

PRODUCT & CLASS

RWLD	RAIN WATER DOWN LIGHT DUTY
RWND	RAIN WATER DOWN NORMAL DUTY
RWMD	RAIN WATER DOWN MEDIUM DUTY
RWHD	RAIN WATER DOWN HEAVY DUTY

FITTINGS

SB	SWEPT BEND
SBIO	SWEPT BEND WITH I/O
B135	BEND PLAIN 135°
B135IO	BEND PLAIN 135° WITH I/O
B68	BEND PLAIN 112° / 68°
B68IO	BEND PLAIN 112° / 68° WITH I/O
BB	BOSSSED BEND [M/F]
BBIO	BOSSSED BEND WITH I/O [M/F]
RB90	REDUCING BEND 90°
ESB	EQUAL SINGLE BRANCH
ESBIO	EQUAL SINGLE BRANCH WITH I/O
RSB	REDUCING SINGLE BRANCH
RSBIO	REDUCING SINGLE BRANCH WITH I/O
YB135	Y-BRANCH 135°
RYB135	REDUCING Y-BRANCH 135°
CT	CROSS TEE 90° [F/F]
RCT	REDUCING CROSS TEE 90° [F/F]
BC	BOSS CONNECTOR
SC	STRAIGHT COUPLING
LIRS	LEVEL INVERT REDUCING SOCKET
CRS	CONCENTRIC REDUCING SOCKET
PS	PIPE SLEEVE
RB	BUSH / SOCKET REDUCER
FLG	FLANGE
UB	U-BODY
SWN	SWAN NECK
EC	END CAP
FGGS	FLOOR GULLY GRATING SET
API	ACCESS PLUG INSERT
APS	ACCESS PLUG SOCKET

HDSB	HEAVY DUTY SWEPT BEND
HDB135	HEAVY DUTY BEND 135°
HDSC	HEAVY DUTY STRAIGHT COUPLING
FGIO	FLOOR GULLY WITH TRAP I/O
VC	VENT COWL
DG	DOME FILTER / GRATING

DIAMETER / SIZES

36MM	1 1/4"
43MM	1 1/2"
56MM	2"
82MM	3"
110MM	4"
160MM	6"
200MM	8"
250MM	10"
315MM	12"

LENGTH

4.0	4.0 MTR
5.8	5.8 MTR
6.0	6.0 MTR

COLOR

WT	WHITE
----	-------

PVC-U RAINWATER DOWN PIPES

BS EN 12200 – 1:2016
(BS 4576)



CS's Rainwater Down Pipes are the ideal solution for high rainfall countries like Malaysia. Made of high-quality PVC-U resins and compounds, these pipes are durable, sustainable, safe and reliable. They are lightweight and easy to transport and install, but also resilient to weathering effects even in harsh climates. They are recommended for a wide variety of applications including residential, commercial and industrial sectors. CS's Rainwater Down Pipes are available in 4 ranges – light duty, normal duty, medium duty and heavy duty.

Features:

- ◆ Ideal solution for high rainfall countries
- ◆ Recommended storm-water control system
- ◆ Suitable for heavy-duty construction projects
- ◆ Able to withstand heavy duty utilization
- ◆ Superior resistance to chemical corrosion ensures long lifespan
- ◆ Low maintenance due to high abrasion resistance
- ◆ Strong endurance to weathering effects
- ◆ Rigorously tested according to local and international standards
- ◆ Recommended for residential, commercial and industrial sectors
- ◆ Lightweight and easy to handle, transport and install

APPLICATION OF EACH RAINWATER DOWN PIPES

Light Duty

- ◆ Suitable for exposed installation only
- ◆ Recommended for landed properties such as terrace houses or bungalows

Normal Duty

- ◆ Suitable for installation above and below ground, inside and outside buildings, fixed on the wall or buried building structures
- ◆ Recommended for residential, commercial and industrial use

Medium Duty

- ◆ Suitable for exposed installation and casting in small Reinforced Concrete (RC) columns or piers
- ◆ Recommended for high rise properties such as apartments, condominiums and commercial buildings

Heavy Duty

- ◆ Suitable for casting in Reinforced Concrete (RC) columns, piers, pillars, and buried underground
- ◆ Recommended for high rise buildings and mega construction projects such as bridges and overpasses

LIGHT DUTY - Conformance Standard BS EN 12200 - 1:2016

PRODUCT CODE	NOMINAL/SIZES		OUTSIDE DIAMETER (MM)		MIN WALL THICKNESS	LENGTH (METER)
	(IN.)	(MM)	MIN	MAX		
PS-RWLD-082-5.8-WT	3	82	82.40	82.80	1.8	5.8
PS-RWLD-110-5.8-WT	4	110	110.00	110.40	2.2	5.8
PS-RWLD-160-5.8-WT	6	160	160.00	160.60	3.2	5.8
PS-RWLD-200-5.8-WT	8	200	200.00	200.60	3.9	5.8
PS-RWLD-250-5.8-WT	10	250	250.00	250.70	4.9	5.8
PS-RWLD-315-5.8-WT	12	315	315.00	315.90	6.2	5.8


NORMAL DUTY / Code BD Conformance Standard MS 1063: 2002 (BS 4514, BS4660, BS5481)

PRODUCT CODE	NOMINAL/SIZES		OUTSIDE DIAMETER (MM)		WALL THICKNESS (MM)		LENGTH (METER)
	(IN.)	(MM)	MIN	MAX	MIN	MAX	
PS-W-082-BD-5.8-WT	3	82	82.40	82.80	3.00	3.50	5.8
PS-W-110-BD-5.8-WT	4	110	110.00	110.30	3.20	3.80	5.8
PS-W-160-BD-5.8-WT	6	160	160.00	160.40	4.00	4.60	5.8
PS-W-200-BD-5.8-WT	8	200	200.00	200.50	4.90	5.60	5.8
PS-W-250-BD-5.8-WT	10	250	250.00	250.50	6.20	7.10	5.8
PS-W-315-BD-5.8-WT	12	315	315.00	315.60	7.70	8.70	5.8

Code "BD" = Application area code for components intended for above ground use for both inside the buildings or components outside buildings fixed onto the wall and buried in building structures.


MEDIUM DUTY - For exposed & casting in the small size of RC column. Conformance Standard BS EN ISO 1452 - 2:2009

PRODUCT CODE	NOMINAL/SIZES		OUTSIDE DIAMETER (MM)		MIN WALL THICKNESS	LENGTH (METER)
	(IN.)	(MM)	MIN	MAX		
PS-RWMD-082-5.8-WT	3	82	82.40	82.80	4.0	5.8
PS-RWMD-110-5.8-WT	4	110	110.00	110.40	4.2	5.8
PS-RWMD-160-5.8-WT	6	160	160.00	160.60	6.2	5.8
PS-RWMD-200-5.8-WT	8	200	200.00	200.60	7.7	5.8
PS-RWMD-250-5.8-WT	10	250	250.00	250.70	9.6	5.8
PS-RWMD-315-5.8-WT	12	315	315.00	316.00	12.1	5.8

The nominal (minimum) wall thickness conform to ISO 1452-2 with working pressure up to 10.0 bar / Class C


HEAVY DUTY - For casting in the RC Column / underground. Conformance Standard BS EN ISO 1450 - 2:2009

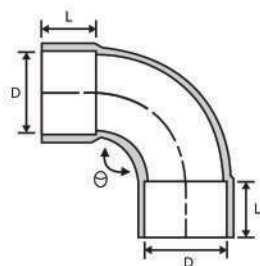
PRODUCT CODE	NOMINAL/SIZES		OUTSIDE DIAMETER (MM)		MIN WALL THICKNESS	LENGTH (METER)
	(IN.)	(MM)	MIN	MAX		
PS-RWHD-082-5.8-WT	3	82	82.40	82.80	4.6	5.8
PS-RWHD-110-5.8-WT	4	110	110.00	110.40	5.3	5.8
PS-RWHD-160-5.8-WT	6	160	160.00	160.60	7.7	5.8
PS-RWHD-200-5.8-WT	8	200	200.00	200.60	9.6	5.8
PS-RWHD-250-5.8-WT	10	250	250.00	250.70	11.9	5.8
PS-RWHD-315-5.8-WT	12	315	315.00	316.00	15.0	5.8

The nominal (minimum) wall thickness conform to ISO 1452-2 with working pressure up to 12.5 bar / Class D



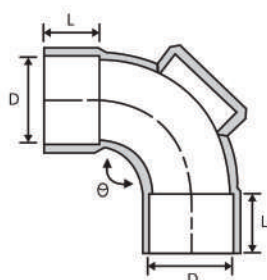
PVC-U RAINWATER & SWV FITTINGS

SWEPT BEND



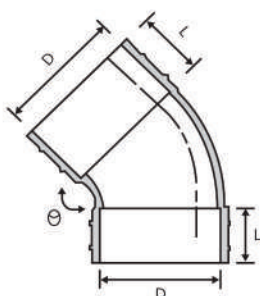
PRODUCT CODE	NOMINAL SIZE (MM)	DIMENSIONS (MM)		
		Angle (θ)	D	L
F-SB-036-WT	36	91.50	36.30	18.00
F-SB-043-WT	43	91.50	42.90	21.00
F-SB-056-WT	56	91.50	56.00	32.20
F-SB-082-WT	82	91.50	82.80	45.00
F-SB-110-WT	110	91.50	110.50	52.30
F-SB-160-WT	160	91.50	160.60	78.50
F-SB-200-WT	200	91.50	200.70	81.60
F-SB-250-WT	250	91.50	250.50	82.10
F-SB-315-WT	315	91.50	315.50	103.10

SWEPT BEND WITH I/O



PRODUCT CODE	NOMINAL SIZE (MM)	DIMENSIONS (MM)		
		Angle (θ)	D	L
F-O-SBIO-043-WT	43	91.50	43.00	21.00
F-SBIO-056-WT	56	91.50	56.10	32.00
F-O-SBIO-082-WT	82	91.50	82.80	45.00
F-SBIO-110-WT	110	91.50	110.50	52.30
F-SBIO-160-WT	160	91.50	160.60	78.50
F-SBIO-200-WT	200	91.50	200.70	81.60
F-SBIO-250-WT	250	91.50	250.50	82.10
F-C-SBIO-315-WT	315	91.50	315.50	103.10

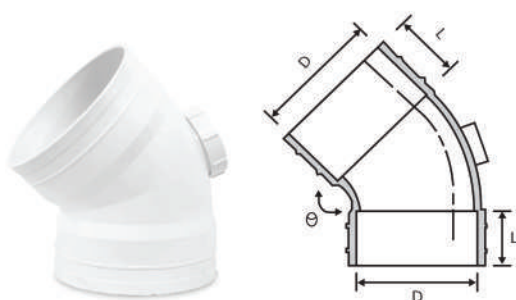
BEND PLAIN 135°



PRODUCT CODE	NOMINAL SIZE (MM)	DIMENSIONS (MM)		
		Angle (θ)	D	L
F-B135-036-WT	36	135.00	36.40	24.00
F-B135-043-WT	43	135.00	43.10	27.00
F-B135-056-WT	56	135.00	56.00	30.00
F-B135-082-WT	82	135.00	82.80	45.50
F-B135-110-WT	110	135.00	110.40	48.00
F-B135-160-WT	160	135.00	160.80	77.40
F-B135-200-WT	200	135.00	200.40	81.10
F-B135-250-WT	250	135.00	250.60	85.60
F-B135-315-WT	315	135.00	315.50	100.20

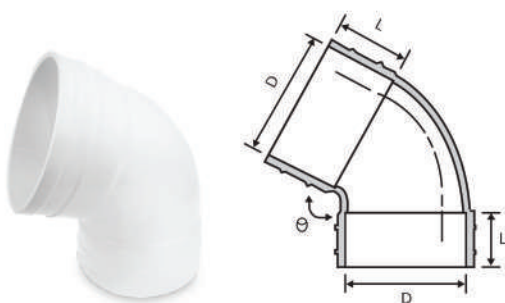
PVC-U RAINWATER & SWV FITTINGS

BEND PLAIN 135° WITH I/O



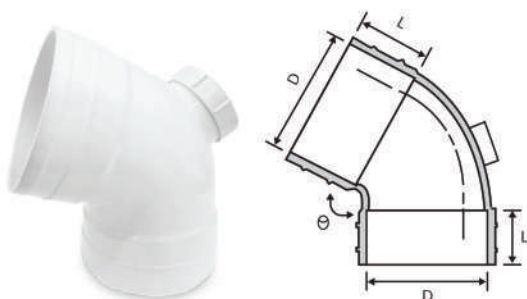
PRODUCT CODE	NOMINAL SIZE (MM)	DIMENSIONS (MM)		
		Angle (°)	D	L
F-C-B135IO-110-WT	110	135.00	110.40	48.00
F-C-B135IO-160-WT	160	135.00	160.50	78.00
F-C-B135IO-200-WT	200	135.00	200.70	80.00
F-B135IO-250-WT	250	135.00	250.60	85.60
F-C-B135IO-315-WT	315	135.00	315.50	100.20

BEND PLAIN 112° / 68°



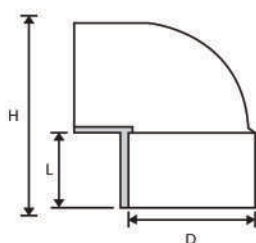
PRODUCT CODE	NOMINAL SIZE (MM)	DIMENSIONS (MM)		
		Angle (°)	D	L
F-C-B68-110-WT	110	68.00	110.40	52.50
F-C-B68-160-WT	160	68.00	160.50	78.00
F-B68-200-WT	200	68.00	200.60	80.20
F-C-B68-250-WT	250	68.00	250.70	86.00
F-C-B68-315-WT	315	68.00	315.20	101.70

BEND PLAIN 112° / 68° WITH I/O



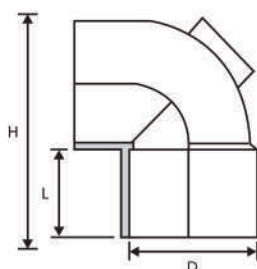
PRODUCT CODE	NOMINAL SIZE (MM)	DIMENSIONS (MM)		
		Angle (°)	D	L
F-C-B68IO-110-WT	110	68.00	110.40	52.50
F-C-B68IO-160-WT	160	68.00	160.50	78.00
F-B68IO-200-WT	200	68.00	200.81	80.00
F-C-B68IO-250-WT	250	68.00	250.70	86.00
F-C-B68IO-315-WT	315	68.00	315.20	101.70

PVC-U RAINWATER & SWV FITTINGS



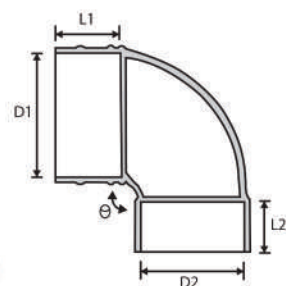
BOSSED BEND [M/F]

PRODUCT CODE	NOMINAL SIZE (MM)	DIMENSIONS (MM)			
		Angle (°)	D	L	H
F-BB-110-WT	110	90.00	110.40	49.50	162.00



BOSSED BEND WITH I/O [M/F]

PRODUCT CODE	NOMINAL SIZE (MM)	DIMENSIONS (MM)			
		Angle (°)	D	L	H
F-BBIO-110-WT	110	90.00	110.40	49.50	162.00

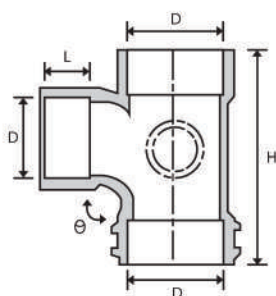


REDUCING BEND 90°

PRODUCT CODE	NOMINAL SIZE (MM)	DIMENSIONS (MM)				
		Angle (°)	D1	D2	L1	L2
F-RB90-110X082-WT	110X82	90.00	110.50	83.00	52.40	45.00

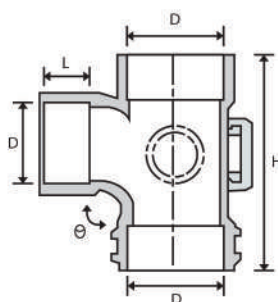
PVC-U RAINWATER & SWV FITTINGS

EQUAL SINGLE BRANCH



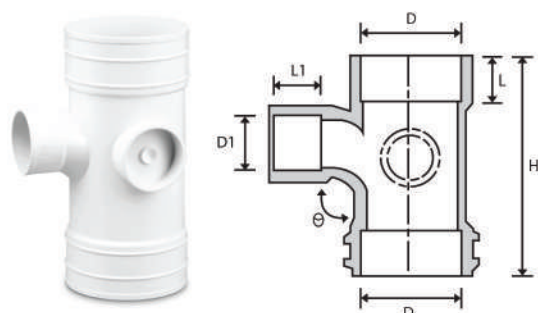
PRODUCT CODE	NOMINAL SIZE (MM)	DIMENSIONS (MM)			
		Angle (θ)	D	L	H
F-ESB-036-WT	36	91.50	36.30	24.00	94.80
F-ESB-043-WT	43	91.50	43.00	24.10	110.60
F-ESB-056-WT	56	91.50	56.00	30.00	133.00
F-ESB-082-WT	82	91.50	82.80	45.00	206.60
F-ESB-110-WT	110	91.50	110.60	52.50	249.00
F-ESB-160-WT	160	91.50	160.50	74.00	350.00
F-ESB-200-WT	200	91.50	200.40	81.50	403.00
F-ESB-250-WT	250	91.50	250.80	82.10	443.00
F-O-ESB-315-WT	315	91.50	315.90	90.70	546.00

EQUAL SINGLE BRANCH WITH I/O



PRODUCT CODE	NOMINAL SIZE (MM)	DIMENSIONS (MM)			
		Angle (θ)	D	L	H
F-ESBIO-043-WT	43	91.50	43.00	24.30	111.00
F-ESBIO-056-WT	56	91.50	56.00	30.00	132.60
F-ESBIO-082-WT	82	91.50	82.80	43.00	208.00
F-ESBIO-110-WT	110	91.50	110.40	52.00	249.00
F-ESBIO-160-WT	160	91.50	160.50	74.00	350.00
F-ESBIO-200-WT	200	91.50	200.40	81.50	403.00
F-ESBIO-250-WT	250	91.50	250.80	82.10	443.00
F-C-ESBIO-315-WT	315	91.50	315.90	90.70	546.00

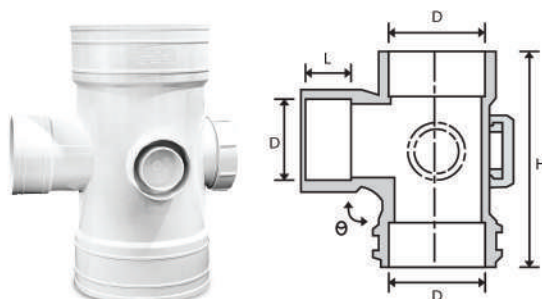
PVC-U RAINWATER & SWV FITTINGS



REDUCING SINGLE BRANCH

PRODUCT CODE	NOMINAL SIZE (MM)	DIMENSIONS (MM)				
		D	D1	H	L	L1
F-RSB-082X056-WT	82X56	83.00	56.10	175.00	45.00	30.00
F-RSB-110X056-WT	110X56	110.60	55.90	249.00	52.00	31.00
F-RSB-110X082-WT	110X82	110.60	82.60	249.00	52.00	48.20
F-RSB-160X110-WT	160X110	160.50	110.30	315.00	74.00	50.00
F-RSB-200X110-WT	200X110	200.80	110.50	403.00	81.50	52.40
F-RSB-200X160-WT	200X160	200.80	160.70	403.00	81.50	74.00
F-RSB-250X160-WT	250X160	250.80	160.70	443.00	82.10	74.00
*F-O-RSB-250X110-WT	250X110	250.80	110.50	310.00	80.00	48.00
F-RSB-250X200-WT	250X200	250.80	200.80	443.00	82.10	81.50
*F-O-RSB-315X110-WT	315X110	315.90	110.50	324.00	90.00	48.00
*F-O-RSB-315X160-WT	315X160	315.90	160.70	375.00	90.00	59.00
*F-O-RSB-315X200-WT	315X200	315.90	200.40	416.00	90.00	69.00
*F-O-RSB-315X250-WT	315X250	315.90	250.80	467.00	90.00	80.00

* Special order items are available on request.

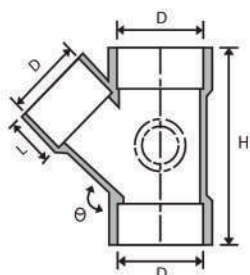


REDUCING SINGLE BRANCH WITH I/O

PRODUCT CODE	NOMINAL SIZE (MM)	DIMENSIONS (MM)				
		D	D1	H	L	L1
F-RSBIO-082X056-WT	82X56	83.00	56.10	175.00	45.00	30.00
F-RSBIO-160X110-WT	160X110	160.50	110.30	315.00	74.00	50.00
F-RSBIO-200X110-WT	200X110	200.80	110.50	403.00	81.50	52.40
F-RSBIO-200X160-WT	200X160	200.80	160.70	403.00	81.50	74.00
F-RSBIO-250X160-WT	250X160	250.80	160.70	443.00	82.10	74.00
F-RSBIO-250X200-WT	250X200	250.80	200.80	443.00	82.10	81.50
*F-C-RSBIO-315X110-WT	315X110	315.90	110.50	324.00	90.00	48.00
*F-C-RSBIO-315X160-WT	315X160	315.90	160.70	375.00	90.00	59.00
*F-C-RSBIO-315X200-WT	315X200	315.90	200.40	416.00	90.00	69.00
*F-C-RSBIO-315X250-WT	315X250	315.90	250.80	467.00	90.00	80.00

* Special order items are available on request.

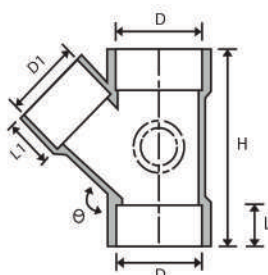
PVC-U RAINWATER & SWV FITTINGS



Y-BRANCH 135°

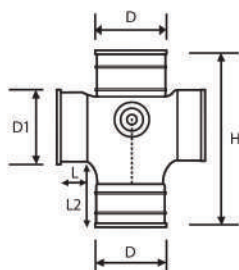
PRODUCT CODE	NOMINAL SIZE (MM)	DIMENSIONS (MM)			
		Angle (°)	D	H	L
F-YB135-082-WT	82	135.00	82.60	205.00	45.30
F-YB135-110-WT	110	135.00	110.50	270.00	52.40
F-YB135-160-WT	160	135.00	160.40	373.00	73.30
F-YB135-200-WT	200	135.00	200.40	428.00	61.20
*F-O-YB135-250-WT	250	135.00	250.80	465.00	80.00
*F-O-YB135-315-WT	315	135.00	315.90	562.00	90.00

* Special order items are available on request.



REDUCING Y-BRANCH 135°

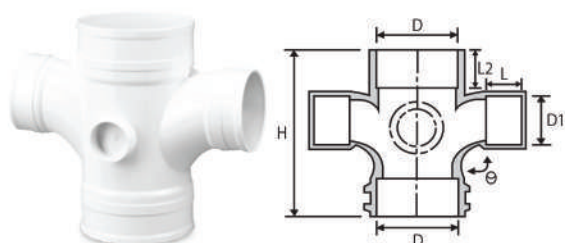
PRODUCT CODE	NOMINAL SIZE (MM)	DIMENSIONS (MM)				
		D	D1	H	L	L1
F-RYB135-160X110-WT	160X110	160.80	110.60	306.00	74.40	52.90



CROSS TEE 90° [F/F]

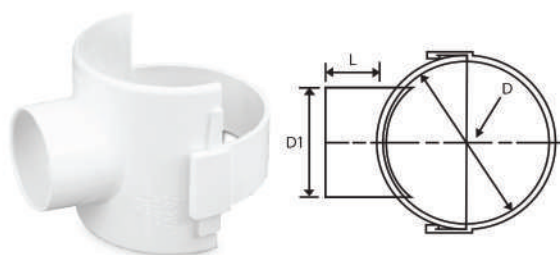
PRODUCT CODE	NOMINAL SIZE (MM)	DIMENSIONS (MM)			
		Angle (°)	D	D1	L
F-CT-110-WT	110	90.00	110.50	110.50	52.40

PVC-U RAINWATER & SWV FITTINGS



REDUCING CROSS TEE 90° [F/F]

PRODUCT CODE	NOMINAL SIZE (MM)	DIMENSIONS (MM)					
		Angle (θ)	D	D1	H	L	L2
F-RCT-160X110-WT	160X110	87.50	160.50	110.40	315.00	50.00	74.00
F-RCT-200X110-WT	200X110	87.50	200.80	110.50	403.00	52.40	81.50
F-RCT-200X160-WT	200X160	87.50	200.80	160.70	403.00	74.00	81.50



BOSS CONNECTOR

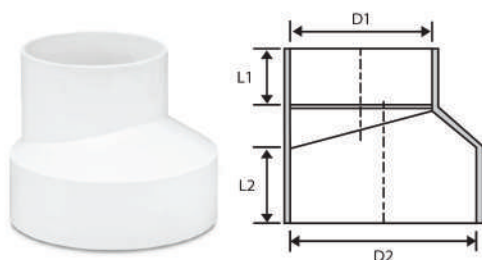
PRODUCT CODE	NOMINAL SIZE (MM)	DIMENSIONS (MM)		
		D	D1	L
F-BC-082X056-WT	82X56	82.80	56.00	30.40
F-BC-110X056-WT	110X56	110.40	56.00	34.30
F-BC-110X082-WT	110X82	110.40	82.70	40.80
F-BC-160X082-WT	160X82	160.50	82.80	44.70
F-BC-160X110-WT	160X110	160.50	110.30	51.50
F-BC-200X110-WT	200X110	200.70	110.50	48.00
F-BC-200X160-WT	200X160	200.70	160.70	58.00



STRAIGHT COUPLING

PRODUCT CODE	NOMINAL SIZE (MM)	DIMENSIONS (MM)	
		D	L
F-SC-036-WT	36	36.30	26.60
F-SC-043-WT	43	43.00	28.60
F-SC-056-WT	56	56.10	32.00
F-SC-082-WT	82	82.80	46.00
F-SC-110-WT	110	110.50	53.20
F-SC-160-WT	160	160.50	78.20
F-SC-200-WT	200	200.70	81.00
F-SC-250-WT	250	250.70	83.40
F-SC-315-WT	315	315.90	101.20

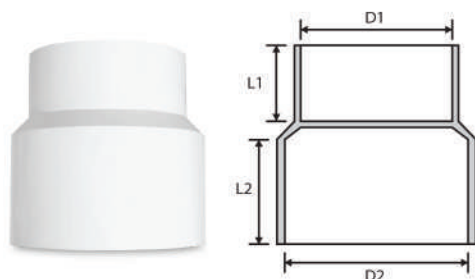
PVC-U RAINWATER & SWV FITTINGS



LEVEL INVERT REDUCING SOCKET

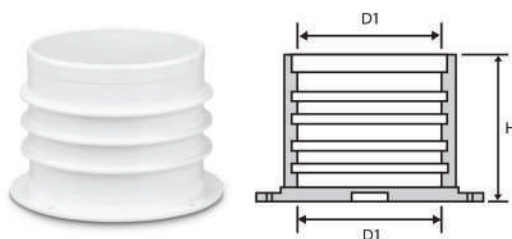
PRODUCT CODE	NOMINAL SIZE (MM)	DIMENSIONS (MM)			
		D1	D2	L1	L2
F-LIRS-110X082-WT	110X82	82.70	110.50	48.00	54.30
F-LIRS-160X110-WT	160X110	110.30	160.50	47.80	52.20
F-LIRS-200X110-WT	200X110	110.50	200.90	62.80	68.80
F-LIRS-200X160-WT	200X160	160.30	200.60	63.60	68.60
F-LIRS-250X110-WT	250X110	110.60	250.70	52.00	84.00
F-LIRS-250X160-WT	250X160	160.60	250.70	61.40	84.00
F-LIRS-250X200-WT	250X200	200.45	250.70	72.00	84.00
* F-O-LIRS-315X200-WT	315X200	315.90	200.60	90.00	72.00
* F-O-LIRS-315X250-WT	315X250	315.90	250.80	90.00	80.00

* Special order items are available on request.



CONCENTRIC REDUCING SOCKET

PRODUCT CODE	NOMINAL SIZE (MM)	DIMENSIONS (MM)			
		D1	D2	L1	L2
F-CRS-250X200-WT	250X200	200.40	250.60	83.30	143.50

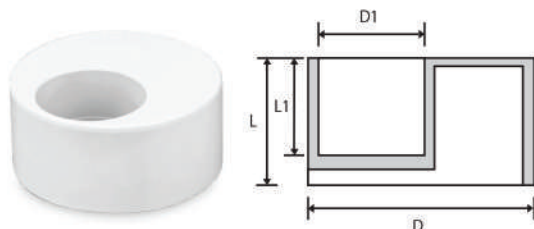


PIPE SLEEVE

PRODUCT CODE	NOMINAL SIZE (MM)	DIMENSIONS (MM)	
		D1	H
F-PS-056-WT	56	56.10	110.00
F-PS-082-WT	82	82.80	95.50
F-PS-110-WT	110	110.50	104.00
F-PS-160-WT	160	160.70	158.30
F-PS-200-WT	200	200.70	171.00
F-C-PS-250-WT	250	250.50	80.00
F-C-PS-315-WT	315	316.00	100.00

PVC-U RAINWATER & SWV FITTINGS

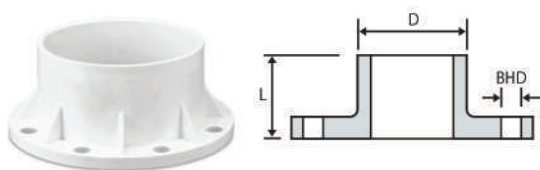
BUSH/SOCKET REDUCER



PRODUCT CODE	NOMINAL SIZE (MM)	DIMENSIONS (MM)			
		D	D1	H	L1
F-RB-043X036-WT	43X36	42.90	36.30	22.20	18.30
F-RB-056X036-WT	56X36	55.90	36.40	28.30	18.50
F-RB-056X043-WT	56X43	55.90	42.90	28.20	22.70
F-RB-082X056-WT	82X56	82.70	56.00	38.00	28.50
F-RB-110X056-WT	110X56	110.10	56.10	49.80	28.70
F-RB-110X082-WT	110X82	110.10	82.80	49.30	37.80
F-RB-160X110-WT	160X110	160.10	110.40	77.40	49.70
F-RB-200X110-WT	200X110	200.30	110.20	57.50	54.40
F-RB-200X160-WT	200X160	200.30	160.50	57.50	54.30
* F-O-RB-250X110-WT	250X110	250.40	110.20	80.00	48.00
* F-O-RB-250X160-WT	250X160	250.40	160.40	80.00	59.00
* F-O-RB-250X200-WT	250X200	250.40	200.60	80.00	69.00
* F-O-RB-315X110-WT	315X110	315.50	110.20	90.00	48.00
* F-O-RB-315X160-WT	315X160	315.50	160.40	90.00	59.00
* F-O-RB-315X200-WT	315X200	315.50	200.50	90.00	69.00
* F-O-RB-315X250-WT	315X250	315.50	250.70	90.00	80.00

* Special order items are available on request.

FLANGE



PRODUCT CODE	NOMINAL SIZE (MM)	DIMENSIONS (MM)		
		D	L	BHD
F-FLG-200-WT	200	218.00	126.50	22.40

U-BODY



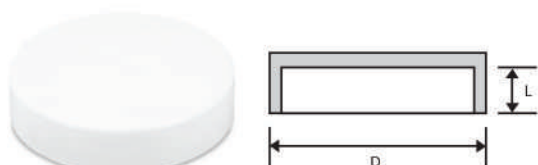
PRODUCT CODE	NOMINAL SIZE (MM)	DIMENSIONS (MM)	
		D1	L1
F-UB-110-WT	110	110.40	46.50

PVC-U RAINWATER & SWV FITTINGS



SWAN NECK

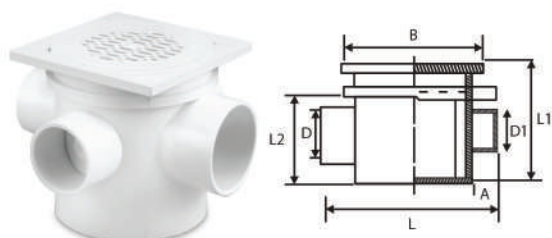
PRODUCT CODE	NOMINAL SIZE (MM)	DIMENSIONS (MM)		
		D	L	H
F-SWN-110-WT	110	110.50	50.00	280.00



END CAP

PRODUCT CODE	NOMINAL SIZE (MM)	DIMENSIONS (MM)	
		D	L
F-EC-056-WT	56	56.00	28.20
F-EC-082-WT	82	83.00	45.00
F-EC-110-WT	110	110.40	23.50
F-EC-160-WT	160	160.30	77.50
F-EC-200-WT	200	200.60	90.00
* F-C-EC-250-WT	250	250.70	110.00
* F-C-EC-315-WT	315	315.90	125.00

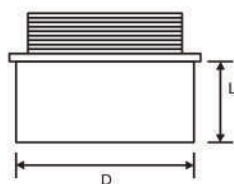
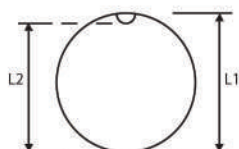
* Special order items are available on request.



FLOOR GULLY GRATING SET

PRODUCT CODE	SIZE (MM)	DIMENSIONS (MM)						
		L	L1	L2	A	B	D	D1
F-FGGS-110X056-WT	110X56	166.00	118.00	111.00	32.00	119.00	56.00	43.00

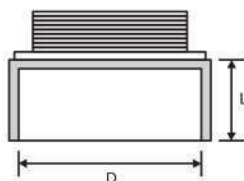
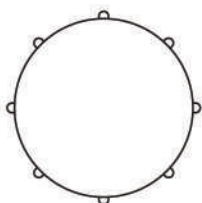
PVC-U RAINWATER & SWV FITTINGS



ACCESS PLUG INSERT (SCREW REMOVABLE)

PRODUCT CODE	NOMINAL SIZE (MM)	DIMENSIONS (MM)			
		D	L	L1	L2
* F-O-API-043-WT	43	43.00	21.00	42.90	-
* F-O-API-056-WT	56	56.00	31.00	55.90	-
* F-O-API-082-WT	82	82.00	45.00	82.60	-
F-API-110-WT	110	110.20	49.30	100.00	97.70
* F-O-API-160-WT	160	160.00	78.00	160.20	-

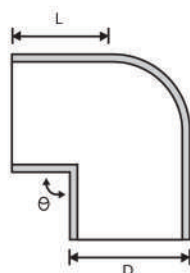
* Special order items are available on request.



ACCESS PLUG SOCKET (SCREW REMOVABLE)

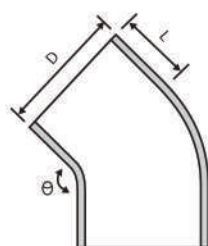
PRODUCT CODE	NOMINAL SIZE (MM)	DIMENSIONS (MM)	
		D	L
F-O-APS-200-WT	200	200.60	186.00
F-O-APS-250-WT	250	250.70	242.00
F-O-APS-315-WT	315	315.90	244.00

PVC-U RAINWATER & SWV FITTINGS



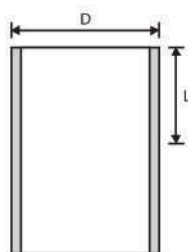
HEAVY DUTY SWEPT BEND

PRODUCT CODE	NOMINAL SIZE (mm)	DIMENSIONS (MM)		
		Angle (θ)	D	L
F-RWHD-SB-110-WT	110	91.50	110.50	48.00
F-O-RWHD-SB-160-WT	160	91.50	160.60	73.00
F-O-RWHD-SB-200-WT	200	91.50	200.70	80.00
F-O-RWHD-SB-250-WT	250	91.50	250.80	88.00
F-O-RWHD-SB-315-WT	315	91.50	315.90	110.00



HEAVY DUTY BEND 135°

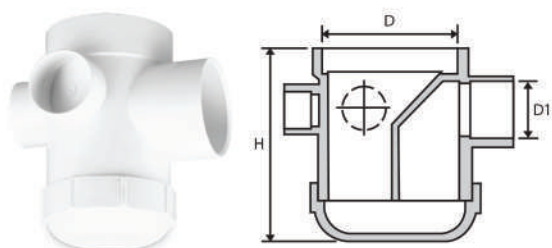
PRODUCT CODE	NOMINAL SIZE (mm)	DIMENSIONS (MM)		
		Angle (θ)	D	L
F-RWHD-B135-110-WT	110	135.00	110.50	48.00
F-O-RWHD-B135-160-WT	160	135.00	160.60	73.00
F-O-RWHD-B135-200-WT	200	135.00	200.70	80.00
F-O-RWHD-B135-250-WT	250	135.00	250.80	86.00
F-O-RWHD-B135-315-WT	315	135.00	315.90	110.00



HEAVY DUTY STRAIGHT COUPLING


PRODUCT CODE	NOMINAL SIZE (mm)	DIMENSIONS (MM)	
		D	L
F-C-RWHD-SC-110-WT	110	110.50	50.00
F-C-RWHD-SC-160-WT	160	160.60	80.00
F-C-RWHD-SC-200-WT	200	200.60	90.00
F-C-RWHD-SC-250-WT	250	250.80	100.00
F-C-RWHD-SC-315-WT	315	316.00	120.00

PVC-U RAINWATER & SWV FITTINGS




FLOOR GULLY WITH TRAP I/O

PRODUCT CODE	NOMINAL SIZE (mm)	DIMENSIONS (MM)		
		D	D1	H
F-FGIO-110X056-WT	110X56	110.40	56.00	188.00
F-FGIO-110X082-WT	110X82	110.40	83.00	188.00



VENT COWL

PRODUCT CODE	NOMINAL SIZE (MM)	DIMENSIONS (MM)	
		D	L
F-VC-056-WT	56	56.00	31.00
F-VC-082-WT	82	82.80	25.00
F-VC-110-WT	110	110.60	25.00



DOMES FILTER/GRATING

PRODUCT CODE	NOMINAL SIZE (MM)	DIMENSIONS (MM)	
		D	L
F-DG-110-WT	110	105.70	28.90
F-DG-160-WT	160	152.00	49.70
F-DG-200-WT	200	192.00	62.50

PVC-U RAINWATER DRAINAGE ASSEMBLY SYSTEM



Solvent Cement is a cost effective and highly secure method for pipe assembly. It can be used on PVC-U pipes and socket end pipes. CS's Solvent Cement is recommended for use on PVC and PVC-U pipes. It features superior adhesion, fast setting, and waterproof bonding. Upon full cure, it is safe for drinking water, irrigation, waste water, sanitary pipes, conduits and more.

Features

- ◆ Reliable and highly secure bonding
- ◆ Cost effective as small amount is needed for each application
- ◆ Strong resistance to vibration and pulsation leaks
- ◆ Watertight adhesion
- ◆ Fast setting and easy installation

POLYVINYL CHLORIDE (PVC) SOLVENT CEMENT

CS solvent cement is a formulated premium quality liquid adhesive which is used to create an airtight seal that holds PVC-U pipe and fittings together. Our solvent cement features strong bonding strength, fast-dry, slow-dry and waterproof seal. It is safe for drinking-water supply piping, sanitary pipes, water irrigation and etc. All of our solvent cement has been certified by Sirim QAS International in compliance with MS 628-4:2015. (equivalent to British Standard BS 4346 Part 3)



Product Code: SSCPVC500-T

Colour : Transparent (Fast Dry)
Solid consists of : MEK & CYC



Product Code: SSCPVC500-G

Colour : Green (Fast Dry)
Solid consists of : MEK & CYC



Product Code: SSCPVC500-B

Colour : Blue (Slow Dry)
Solid consists of : MEK, CYC & THF

Solid content : 24%

Consistency property : 1,000pcs

Quality : Tough & Resistance

Comply to Standard : MS 628-4: 2015

- ♦ A highly soluble **FAST DRY** and **SLOW DRY** PVC-U Solvent cement is available.
- ♦ When applied, it will instantly dissolve and blend with the pipe to produce a film (wall) of 0.4mm thick, so that the fitting gap will be strong and stable.

RECOMMENDATIONS ON BRUSH :-

A : Pipes with diameter 25mm (1") and below - recommended brush are provided with the can.

B : Pipes with diameter 32mm to 50mm (1 1/4" to 2") - use 1" brush

C : Pipes with diameter 75mm to 200mm (3" to 8" and above) - use 2" brush

PRESSURE TEST

Cold Water (20°C)

Hot Water (60°C)

TEST PRESSURE

Below 12kg/cm²(171psi)

Below 12kg/cm²(171psi)

DRYING TIME

After 1 hour

After 2 hour

MATERIAL SAFETY DATA SHEET

COMPOSITION/INFORMATION ON INGREDIENT:

Ingredient	PVC Resin	Cyclohexanone	Methyl Isobuty Ketone (MIBK)	T.H.F.	Methyl Ethynl Keltone (MEK)
CAS No.	9003-22-9	108-94-1	141-79-7	109-99-9	78-93-3
% - volume	24%	30%	11%	4%	55%

ESTIMATED SOLVENT CEMENT REQUIREMENT:-

NORMINAL/SIZES		Number of Possible Joints 500g
(IN.)	(MM)	
1/2	32	383
3/4	40	250
1	50	200
1 1/4	80	156

NORMINAL/SIZES		Number of Possible Joints 500g
(IN.)	(MM)	
1 1/2	40	100
2	50	69
3	80	41
4	100	32

NORMINAL/SIZES		Number of Possible Joints 500g
(IN.)	(MM)	
6	155	19
8	200	10
10	250	6
12	300	4

PHYSICAL AND CHEMICAL PROPERTIES

Appearance : Clear Flash Point : 15°C DG Class : 3.2

Flammable Mixture (UN No. 1133)

This solvent cement material will ignite at ambient temperatures. Colourless vapors may travel considerable distance to ignition sources and cause flash fires or explosions.

HAZARD IDENTIFICATION

May cause eyes and skin irritation, burns or dermatitis.

STORAGE

Store in well-ventilated area. Keep away from heat, sparks and flame.

SAFETY PHASE

- Keep away from sources of ignition - No-Smoking.
- Avoid contact with eyes.
- In case of fire, use chemical powder, foam or carbon dioxide.

INSTALLATION GUIDE



Preparation

Prepare all the needed tools and equipment for the pipe installation.



Marking

Mark the socket depth on the pipe end.



Cutting the Pipe

Cut the pipe with the proper tool, using a fine-toothed saw.



Joint Preparation

Slightly deburr the external pipe edge and break off any sharp edges.



Cleaning

Thoroughly clean all surfaces to be joined. Any dirt, moisture, oil and other foreign material will affect the joining's integrity.



Test Dry Fit of the joint

Insert the spigot into the socket without the solvent cement to check the fit. An interference fit should occur between 1/3 and 2/3 of full entry.



Witness Mark the pipe

Draw a line on the spigot to show the depth of the socket.



Apply Solvent Cement on Pipe

Apply an even coat of solvent to the pipe marked for joining.



Apply Solvent Cement on Fitting

Apply an even coat of solvent to the inside of the spigot or socket.



Assembly of joint

While both parts to be joined are still wet, put the spigot into the socket in a slightly twisting motion. Hold the cemented joint idle for a minimum of 30 seconds for secure adhesion.



Clean off

Wipe off excess cement from the pipe at the end of the socket. Any gaps in the cement ring around the pipe perimeter may indicate a defective assembly.

